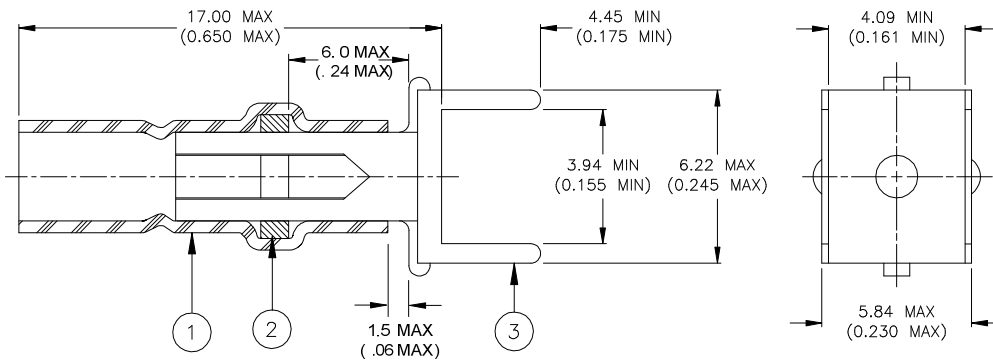


## CUSTOMER DRAWING

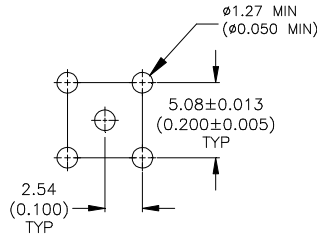


### MATERIALS

1. INSULATION SLEEVE: Heat-shrinkable, transparent blue, radiation cross-linked polyvinylidene fluoride.
2. SOLDER PREFORM WITH FLUX:
  - SOLDER: TYPE Sn63 per ANSI-J-STD-006.
  - FLUX: TYPE ROL1 per ANSI-J-STD-004.
3. TERMINATOR BODY: Copper alloy, solder-plated.

### APPLICATION

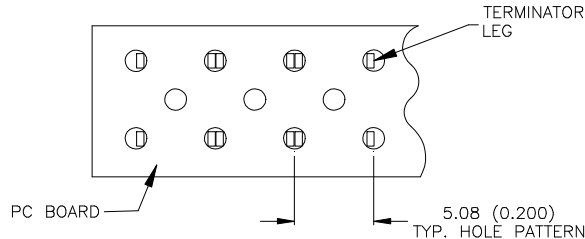
1. Terminator is designed to be used on P.C. boards with the following hole pattern:



2. This terminator is designed for use with the cables listed in table below. Other applications should be submitted to Raychem for evaluation.

Raychem Cable No.	RG Cable No.
5028A1317, 5026A1317, 7028A1317, 7528A1317,	RG-178, -179, -187,-188,-316

3. Terminators may be positioned such that grounding legs of adjacent terminators share the same holes in the PC board. When terminators are positioned in this manner a 1.40 (0.055) minimum hole diameter is required.



4. Performance:
  - a. Temperature rating 125°C.
  - b. Current rating 3 amps max.
5. For termination procedure, see ES 61139.

		300 Constitution Dr Menlo Park, CA 94025, U.S.A.	TITLE: <b>PCB TERMINATOR, COAXIAL STRAIGHT, 5.08 (0.200) GRID</b>		
Unless otherwise specified dimensions are in millimeters. [Inches dimensions are shown in brackets]		Raychem Devices	DOCUMENT NO.: <b>D-607-09</b>		
TOLERANCES: 0.00 N/A 0.0 N/A 0 N/A	ANGLES: N/A  ROUGHNESS IN MICRON	TE Connectivity reserves the right to amend this drawing at any time. Users should evaluate the suitability of the product for their application.	REV: <b>B1</b>	DATE: <b>11May 11, 2011</b>	
PREPARED BY: <b>UNGUYEN</b>	CAGE CODE: <b>06090</b>	ECO NUMBER: <b>ECO-11-005139</b>	SCALE: <b>NTS</b>	SIZE: <b>A</b>	SHEET: <b>1 of 1</b>