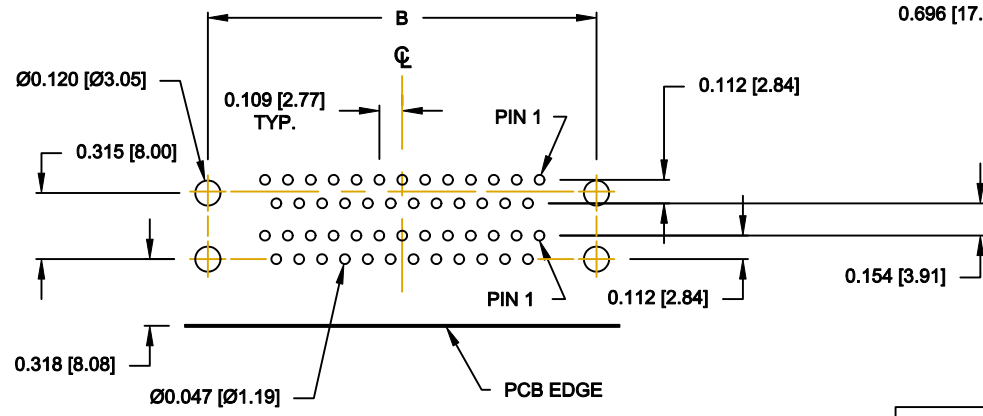
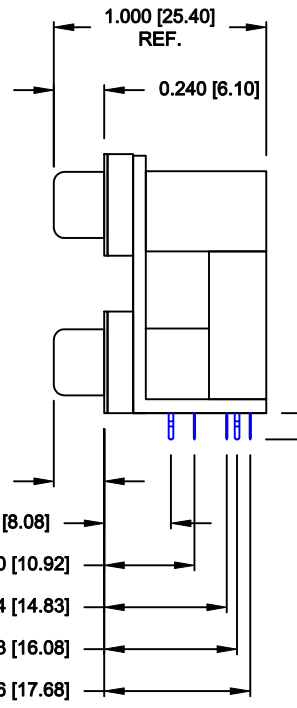
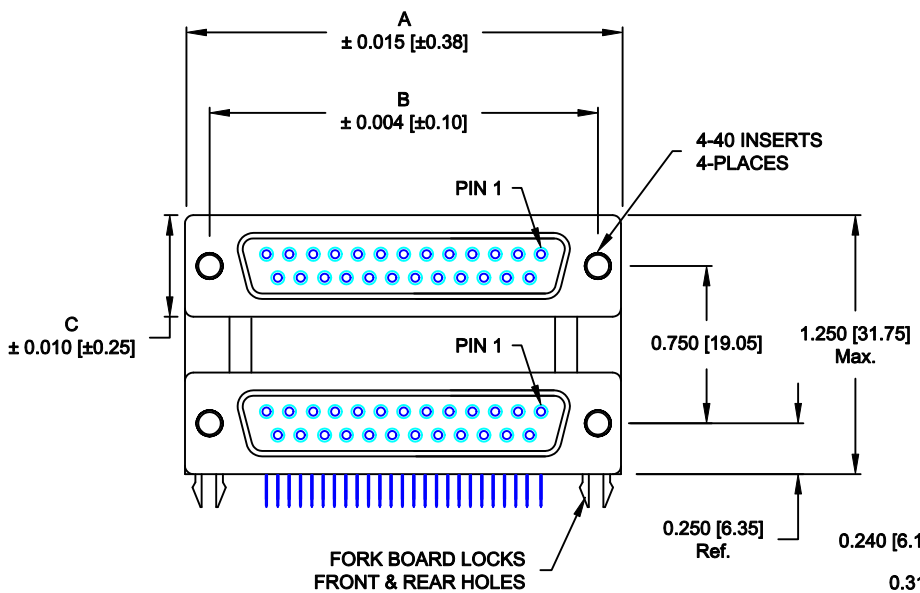


DESCRIPTION: 0.750 [19.05] CENTER DUAL PORT D-SUB - FEMALE OVER FEMALE

25 PIN SHOWN

DIMENSIONS - INCHES [MM]				
POS	9	15	25	37
A	1.204 [30.58]	1.535 [38.99]	2.078 [52.78]	2.724 [69.19]
B	0.984 [24.99]	1.312 [33.32]	1.850 [46.99]	2.500 [63.50]
C	0.494 [12.55]	0.494 [12.55]	0.494 [12.55]	0.494 [12.55]



RECOMMENDED PCB LAYOUT

SPECIFICATION:

MATERIAL:

- SHELL: STEEL, NICKEL PLATED
- INSULATOR: UL 94V-0 RATED, BLACK PA9T, 260° PROCESS TEMP.
- CONTACTS: BRASS
- CONTACT PLATING: GOLD PLATED

ELECTRICAL:

- INSULATOR RESISTANCE: 1,000 Ohms Min.
- DIELECTRIC STRENGTH: 1,000VAC RMS
- CURRENT RATING: 5 AMPS
- OPERATING TEMPERATURE: -55° C TO 105° C

178-YYY-513R49Y

SERIES

POSITIONS

- 009
- 015
- 025
- 037

GENDER

- 31 = FEMALE OVER MALE
- 41 = MALE OVER FEMALE
- 51 = FEMALE OVER FEMALE
- 61 = MALE OVER MALE

SHELL PLATING

- 3 = NICKEL

RoHS COMPLIANT (HIGH TEMP. PROCESS)

HARDWARE OPTIONS

- 49 = 4-40 INSERTS/BOARD LOCKS

PLATING OPTIONS

- 1 = GOLD FLASH (ENTIRE CONTACT)
- A = 30u" GOLD MATING AREA/GOLD FLASH TAILS
- 9 = 30u" GOLD IN MATING AREA / TIN TAILS

DO NOT SCALE FROM DRAWING



THESE DRAWINGS AND SPECIFICATIONS ARE THE PROPERTY OF NorComp AND SHALL NOT BE REPRODUCED, COPIED OR USED AS THE BASIS FOR THE MANUFACTURE OR SALE OF APPARATUS WITHOUT WRITTEN PERMISSION.

DRAWN:

C. SMITH

DATE:

03-30-07

CHECKED:

DATE:

SCALE:

1:1

SHEET

OF

REV

1

1

9

DWG NO.

178-YYY-513R49Y

NorComp

RoHS COMPLIANT