
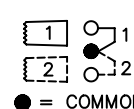
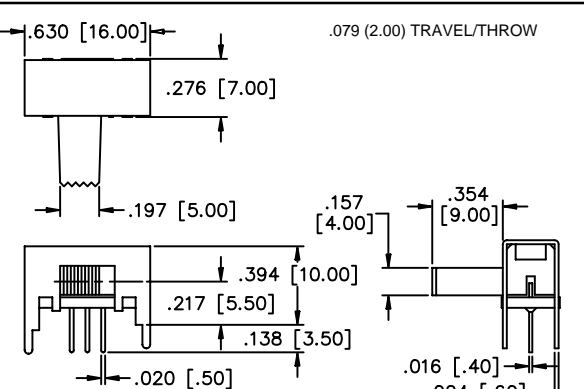
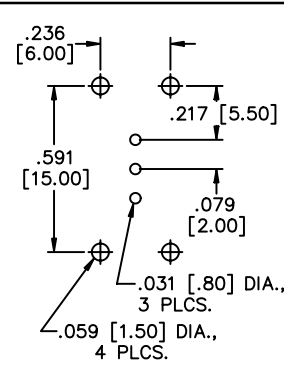

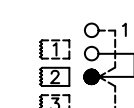
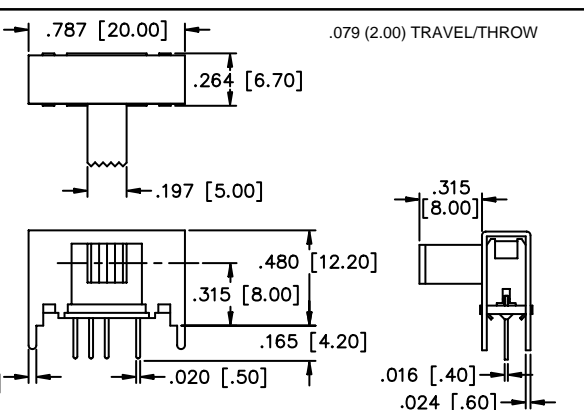
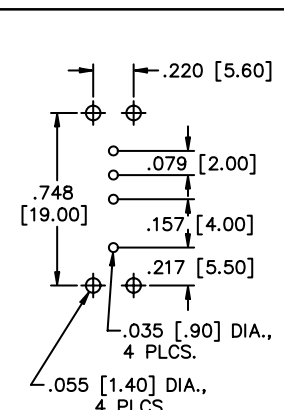

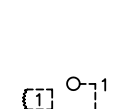
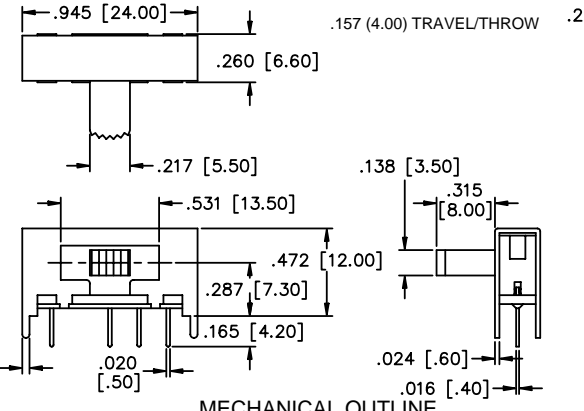
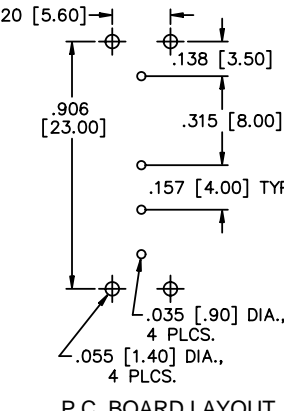


M Series

Standard Size Slide Switches


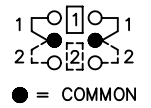
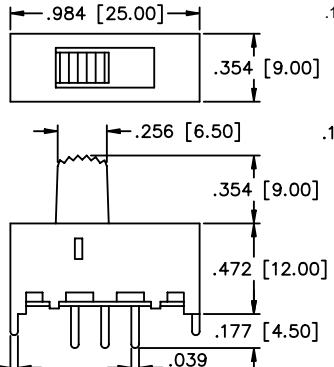
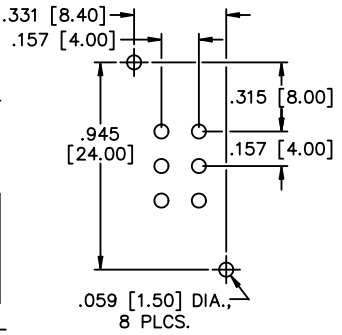

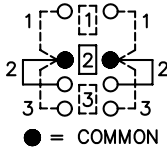
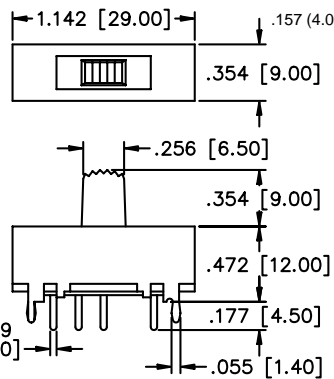
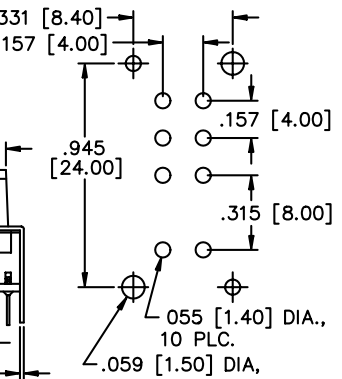

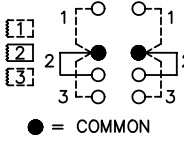
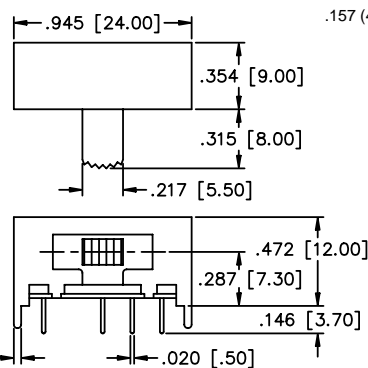
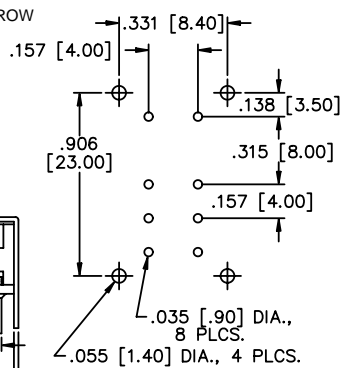
SPECIFICATIONS SUBJECT TO CHANGE WITHOUT NOTICE

SPECIFICATIONS	FEATURES
<p>Contact rating: 300 mA at 125 VAC or 30 VDC</p> <p>Initial contact resistance: 20 milliohms max.</p> <p>Insulation resistance: 100 megohms min. at 500 VDC</p> <p>Dielectric strength: 500 volts RMS at sea level</p> <p>Electrical life: 10,000 cycles min.</p> <p>Operating temperature range: -10°C to +60°C</p> <p>Solder heat resistance: 260°C max. for 3 seconds</p> <p>Solvent washing permissible</p>	<ul style="list-style-type: none"> Bifurcated wiping contact design. Epoxy sealed terminals. Wash-through open frame construction. Reinforcing mounting legs. Many actuator styles and lengths available on request.
MATERIALS	
<p>Contacts & terminals: Silver plated</p> <p>Housing: Tin plated steel</p> <p>Actuator: Thermoplastic</p> <p>Base: Phenolic laminated sheet</p>	<p>Terminal seal: Epoxy</p>

MODEL NO.			
M12R			
 <p>RIGHT ANGLE ACTUATOR</p>	<p>1P2T</p>  <p>● = COMMON</p>	 <p>MECHANICAL OUTLINE</p>	 <p>P.C. BOARD LAYOUT</p>
MODEL NO.			
M13R			
 <p>RIGHT ANGLE ACTUATOR</p>	<p>1P3T</p>  <p>● = COMMON</p>	 <p>MECHANICAL OUTLINE</p>	 <p>P.C. BOARD LAYOUT</p>
MODEL NO.			
M13AR			
 <p>RIGHT ANGLE ACTUATOR</p>	<p>1P3T</p>  <p>● = COMMON</p>	 <p>MECHANICAL OUTLINE</p>	 <p>P.C. BOARD LAYOUT</p>

M Series

Standard Size Slide Switches


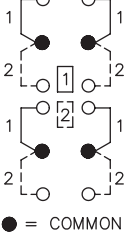
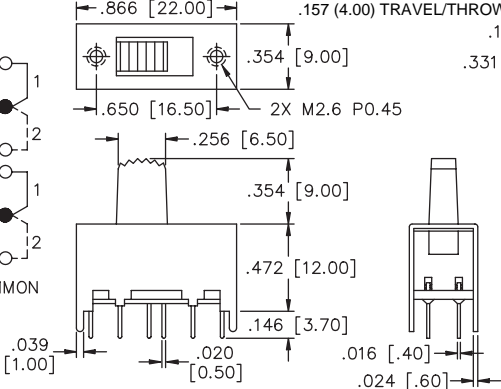
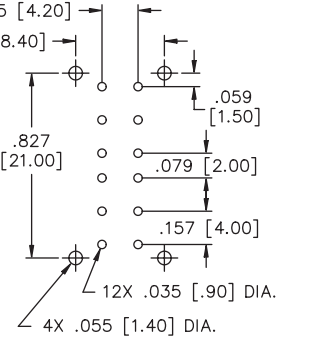

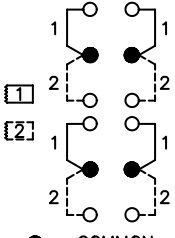
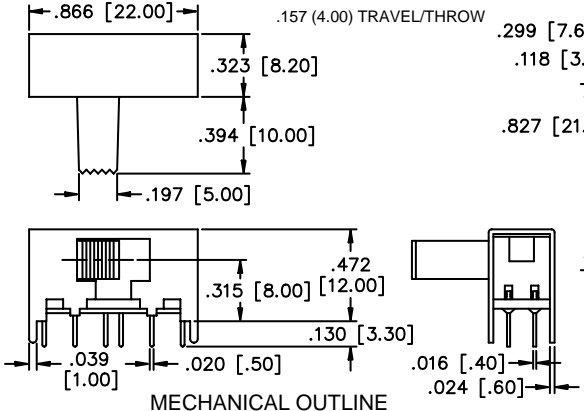
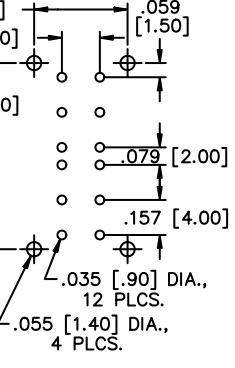

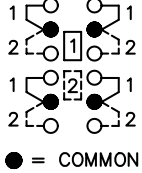
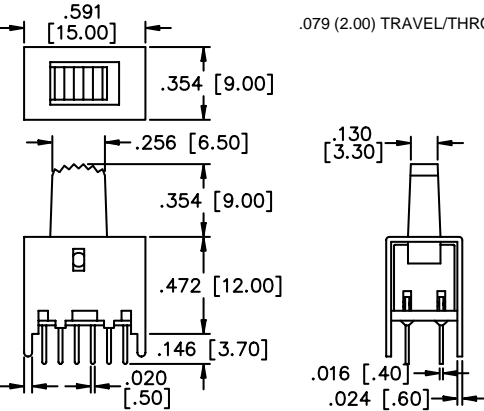
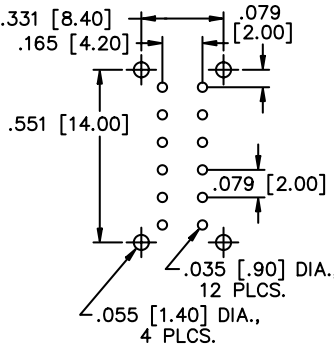

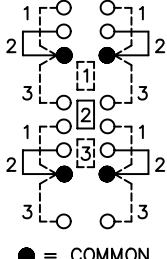
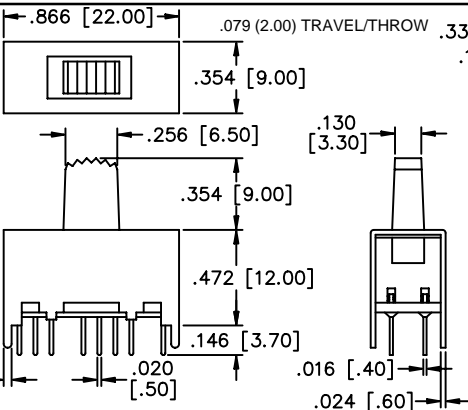
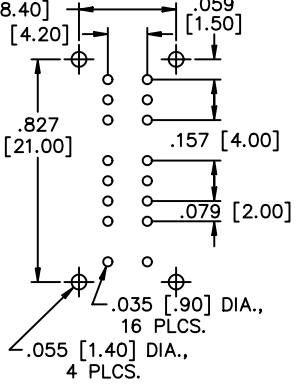
MODEL NO.				
M22				
 <p>VERTICAL ACTUATOR</p>	2P2T	 <p>● = COMMON</p>	 <p>MECHANICAL OUTLINE</p>	 <p>P.C. BOARD LAYOUT</p>
M23				
 <p>VERTICAL ACTUATOR</p>	2P3T	 <p>● = COMMON</p>	 <p>MECHANICAL OUTLINE</p>	 <p>P.C. BOARD LAYOUT</p>
MODEL NO.				
M23R				
 <p>RIGHT ANGLE ACTUATOR</p>	2P3T	 <p>● = COMMON</p>	 <p>MECHANICAL OUTLINE</p>	 <p>P.C. BOARD LAYOUT</p>

SPECIFICATIONS SUBJECT TO CHANGE WITHOUT NOTICE

M Series


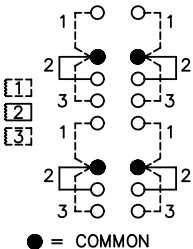
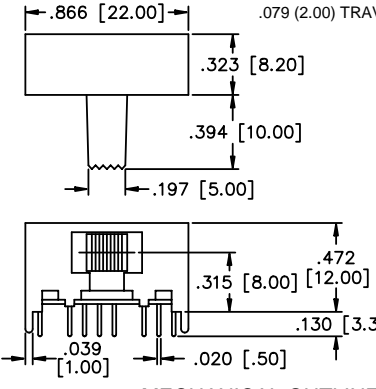
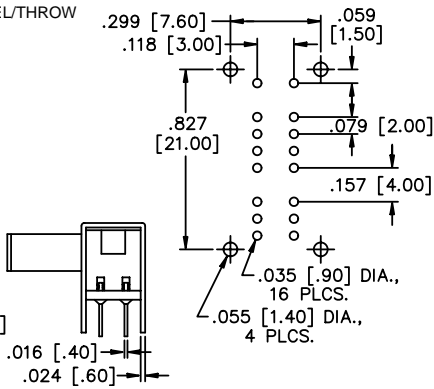

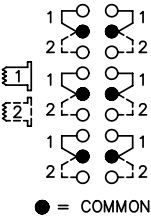
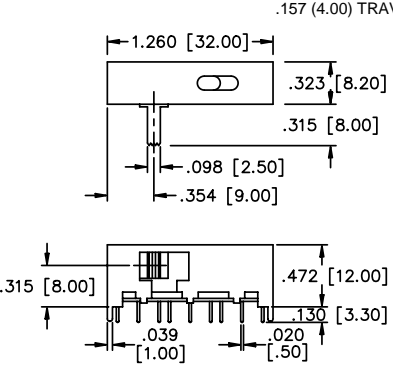
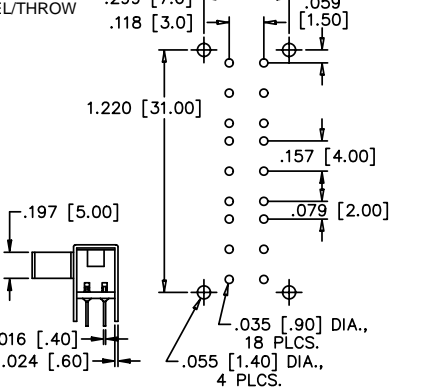

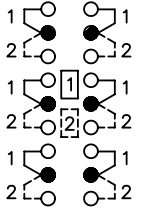
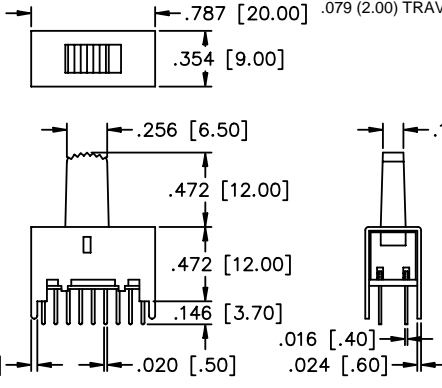
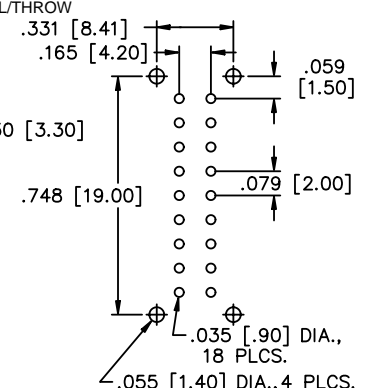
Standard Size Slide Switches

SPECIFICATIONS SUBJECT TO CHANGE WITHOUT NOTICE

MODEL NO. M42		<p>4P2T</p>  <p>● = COMMON</p>	 <p>MECHANICAL OUTLINE</p>	 <p>P.C. BOARD LAYOUT</p>
MODEL NO. M42R		<p>4P2T</p>  <p>● = COMMON</p>	 <p>MECHANICAL OUTLINE</p>	 <p>P.C. BOARD LAYOUT</p>
MODEL NO. M42A		<p>4P2T</p>  <p>● = COMMON</p>	 <p>MECHANICAL OUTLINE</p>	 <p>P.C. BOARD LAYOUT</p>
MODEL NO. M43		<p>4P3T</p>  <p>● = COMMON</p>	 <p>MECHANICAL OUTLINE</p>	 <p>P.C. BOARD LAYOUT</p>

M Series

Standard Size Slide Switches

MODEL NO. M43R	 <p style="text-align: center;">RIGHT ANGLE ACTUATOR</p>	<p>4P3T</p>  <p>● = COMMON</p> <p style="text-align: center;">SCHEMATIC</p>	 <p style="text-align: center;">MECHANICAL OUTLINE</p>	 <p style="text-align: center;">P.C. BOARD LAYOUT</p>
MODEL NO. M62R	 <p style="text-align: center;">RIGHT ANGLE ACTUATOR</p>	 <p>● = COMMON</p> <p style="text-align: center;">SCHEMATIC</p>	 <p style="text-align: center;">MECHANICAL OUTLINE</p>	 <p style="text-align: center;">P.C. BOARD LAYOUT</p>
MODEL NO. M62A	 <p style="text-align: center;">VERTICAL ACTUATOR</p>	 <p>● = COMMON</p> <p style="text-align: center;">SCHEMATIC</p>	 <p style="text-align: center;">MECHANICAL OUTLINE</p>	 <p style="text-align: center;">P.C. BOARD LAYOUT</p>

SPECIFICATIONS SUBJECT TO CHANGE WITHOUT NOTICE