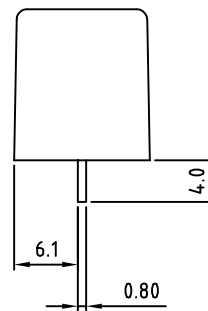
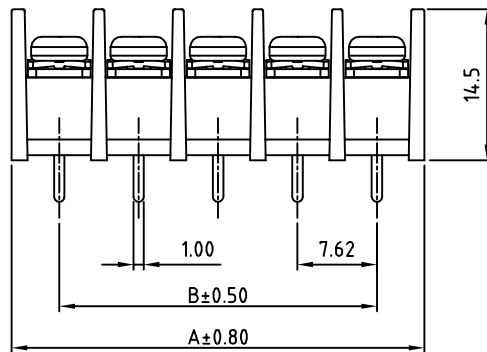
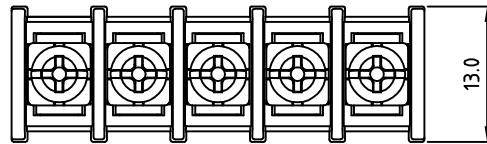


SIGN	DATE	DESCRIPTION	APPROVER

THIS IS CAD DRAWING, DO NOT REVISE MANUALLY!!!



SPECIFICATIONS

VOLTAGE & CURRENT:	250 V, 15 A
WITHSTANDING VOLTAGE:	AC 2000 V/Min
INSULATION RESISTANCE:	1000 MΩ OR MORE AT DC 500 V
TEMPERATURE RANGE:	-40 °C ~+105 °C
SCREW TORQUE VALUE:	5.3 Lb-In.
WIRE RANGE:	22 - 16 AWG
1) MOLDED PARTS:	THERMOPLASTIC, UL 94 V-0 BLACK
2) TERMINAL:	BRASS, 0.8t, Tin PLATED
3) TERMINAL SCREWS:	STEEL, Ni PLATED, M3

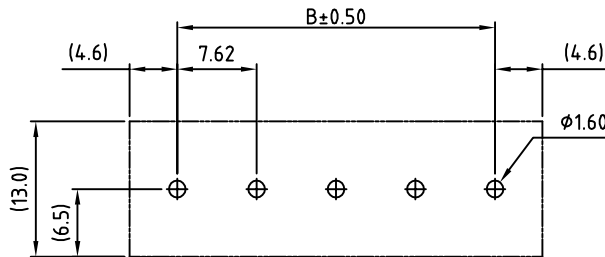
APPROVAL:

RoHS Compliant

PART NUMBER:

OSTYK313XX030

- NO. OF POLES
- 02: 2 POLES
 - 03: 3 POLES
 - 04: 4 POLES
 - ...
 - 30: 30 POLES



P.C.B LAYOUT

POLE	1	2	3	4	5	6	7	8	9	10	11	12	13	14	15
A		16.74	24.36	31.98	39.60	47.22	54.84	62.46	70.08	77.70	85.32	92.94	100.56	108.18	115.80
B		7.62	15.24	22.86	30.48	38.10	45.72	53.34	60.96	68.58	76.20	83.82	91.44	99.06	106.68
POLE	16	17	18	19	20	21	22	23	24	25	26	27	28	29	30
A	123.42	131.04	138.66	146.28	153.90	161.52	169.14	176.76	184.38	192.00	199.62	207.24	214.86	222.48	230.10
B	114.30	121.92	129.54	137.16	144.78	152.40	160.02	167.64	175.26	182.88	190.50	198.12	205.74	213.36	220.98

THESE DRAWINGS AND SPECIFICATIONS ARE THE PROPERTY OF ON-SHORE TECHNOLOGY, INC. AND SHALL NOT BE REPRODUCED, COPIED OR USED IN ANY MANNER WITHOUT THE PRIOR WRITTEN CONSENT OF ON-SHORE TECHNOLOGY, INC.



TITLE		OSTYK-313 W/O Flange Series			
PART NO.		OSTYK313XX030		DWG NO.	OSTYK313XX030.DWG
APPROVED	CHECKED	DESIGNED	DRAWN	CUST NO.	Tolerance
Shi Jun 2007.07.18	Seamus 2007.07.18	LUCY 2007.7.18	LUCY 2007.7.18		X. ±0.50 X.X ±0.30 X.XX ±0.10 X° ±1°
SHEET: 01/01				UNIT: mm	SCALE: NONE
				REV.: C	